

# Darwin's Finches

Name:

Period:

FINCHES\*

VEGETARIAN<sup>a</sup>

WARBLER<sup>b</sup>

WOODPECKER<sup>c</sup>

CACTUS<sup>d</sup>

GROUND<sup>e</sup>

TOOLS<sup>a<sup>1</sup>, b<sup>1</sup>, c<sup>1</sup>, d<sup>1</sup>, e<sup>1</sup></sup>

DIET\*

BUDS, LEAVES

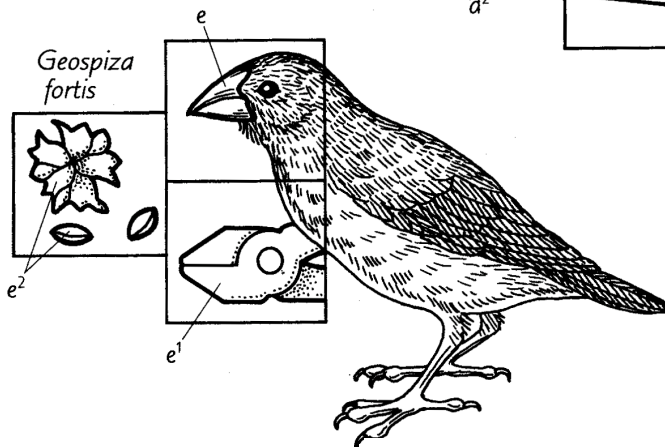
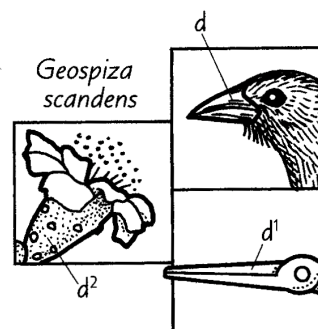
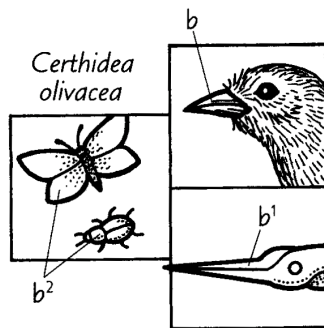
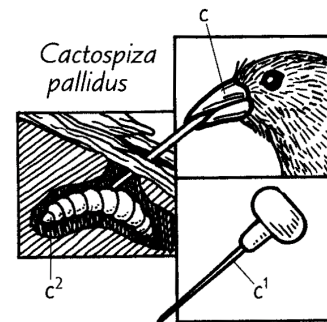
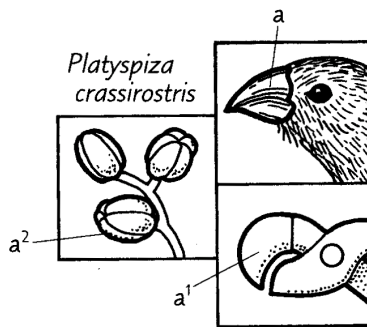
FRUIT<sup>a<sup>2</sup></sup>

INSECTS<sup>b<sup>2</sup></sup>

LARVAE<sup>c<sup>2</sup></sup>

CACTUS<sup>d<sup>2</sup></sup>

SEEDS<sup>e<sup>2</sup></sup>



# Darwin's Finches

Name: \_\_\_\_\_

Period: \_\_\_\_\_

Follow the directions below to color-code the diagram and to answer the questions. You can use p.307 of your textbook to help you. Use colored pencils, and check off each box  as you finish that part of the instructions.

For this exercise, you will be drawing connections between a bird's food and the shape of that bird's beak. This is just what Charles Darwin did during his observations in the Galapagos Islands in the 1830's. This was about 175 years ago!

What something eats is called its diet. Carefully color the word DIET in black  . Below the word DIET is a list of different foods that the finches eat. Start by coloring in the picture of the food for each finch. Use natural colors, then color in the names of the food using the same colors  .

Next, color the word TOOLS in gray  . Color each of the tools under the bird heads gray as well  .

The finches use their beaks as tools. Even though the natural color of the bird beaks is not gray, color each bird beak gray  . This will help your brain make the connection that beaks are tools. Color the rest of each bird head brown  .

Find the word FINCHES in the upper left of the diagram and carefully color it black  . Now choose a different color to use for each finch name. *LIGHTLY* color in the finch name and the background in each of the three squares for that finch the same color  .

Use your diagram to match the beak description with the correct finch.

letter	finch	beak function
	Vegetarian Finch	A) crushes its hard diet to eat what is inside
	Warbler Finch	B) acts like tweezers to grab moving parts of its diet
	Woodpecker Finch	C) long and straight to reach nectar for its diet
	Cactus Finch	D) grips round parts of its diet to pull it off branches
	Ground Finch	E) holds another tool to probe under bark to pierce its diet

Now, look carefully at the colored diagram you've finished. Write the common finch names (like warbler) on the correct lines below. Do not write the scientific names.

The \_\_\_\_\_ and \_\_\_\_\_ finches eat animals.

The \_\_\_\_\_, \_\_\_\_\_ and \_\_\_\_\_ finches eat plants.

The \_\_\_\_\_ finch uses something besides its beak to capture prey.

Imagine that a Cactus Finch gets blown by a storm to an island with no cactus, but lots of hard seeds. Would the Cactus Finch still be able to eat and survive? \_\_\_\_\_

Why or why not?