

What is living in Lego Lake?

Name:

Period:

Use the box of Legos to answer the questions below. DO NOT PUT ANY OF THE LEGOS TOGETHER.

When scientists first started using microscopes, they discovered all sorts of things in the world around them that no-one had any idea existed. Tiny life forms were being discovered everywhere. Imagine that you are studying one of these life forms that was recently discovered in a nearby lake. You have a picture of it that you took back at the lake, and you brought the tiny animal back to your lab. Unfortunately, the animal died and fell apart into individual cells during transport. You decide to make the best of the situation, and study what you can.



1. Presume that each piece of Lego represents a cell. How many “cells” make up your animal?


My animal is made up of _____ cells.

2. If an organism is made up of just one cell, it is called **unicellular**. If an organism is made up of more than one cell, it is called **multicellular**. How would your organism best be described?


My animal is a _____ organism.

3. Poke through the different “cells” of your animal. Are all of the “cells” exactly the same? _____


4. Sort through the different parts, and find the “cells” for the eyes. Draw them in the space below. Do the same thing for the “cells” of the teeth, and the “cells” of the elbows:



EYE CELLS



TEETH CELLS



ELBOW CELLS

5. Are all of these “cells” the same shape? _____ the same size? _____

6. Do all of these “cells” do exactly the same job for the animal? _____

7. Turn your observations into a statement by finishing the sentence below:

Cells have different shapes and sizes because...

8. Finish the following sentences:

Connected Legos are similar to a multicellular organism because...

Another reason cells are like Legos is because...